

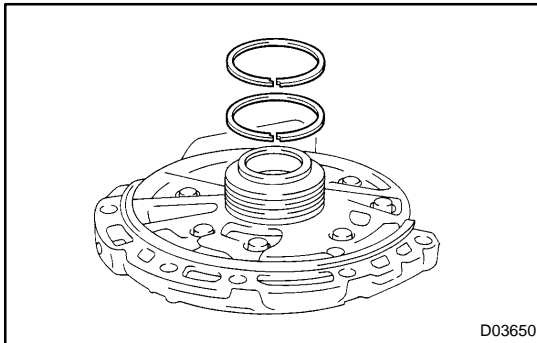
DISASSEMBLY

1. CHECK PUMP DRIVE GEAR ROTATION

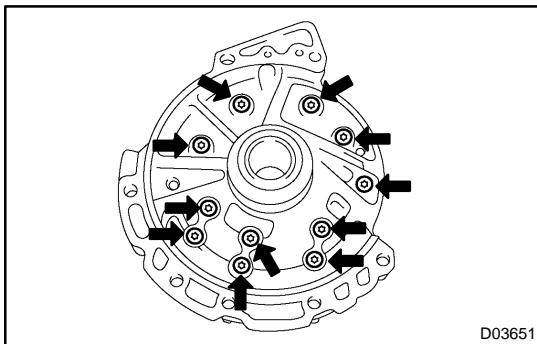
Turn the drive gear with 2 screwdrivers and make sure it rotates smoothly.

NOTICE:

Be careful not to damage the oil seal lip.

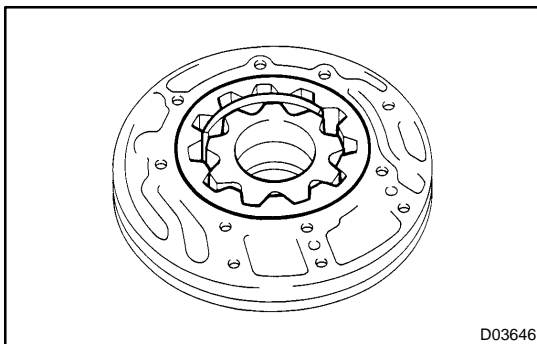


2. REMOVE 2 OIL SEAL RINGS

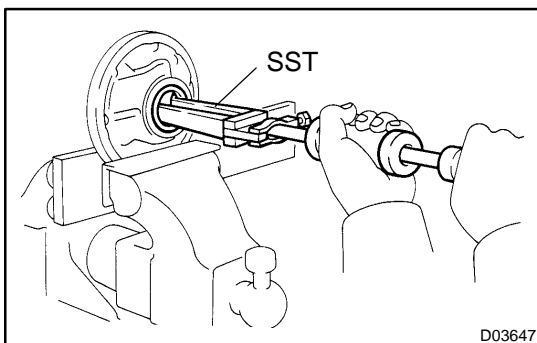


3. REMOVE STATOR SHAFT

Using a torx socket T30, remove the 11 bolts and stator shaft. Keep the gears in assembling order.



4. REMOVE OIL PUMP DRIVE GEAR AND DRIVEN GEAR



5. REMOVE OIL SEAL

- Mount oil pump in a soft jaw vise.
- Using SST, remove oil seal from the oil pump body.
SST 09308-00010